

# Milliman SmartShield™ GSS Series

## Balanced



The SmartShield GSS Series leverages Milliman's global risk management expertise to shield you from market risk, presenting greater overall portfolio strength and stability.

Please note that the information outlined on this fact sheet is specifically presented for use by wholesale investors and financial advisers, in the Australian market.

### FEES

Milliman Fees 0.22%

Investment Costs\* 0.32%

**Total Fee<sup>1</sup> 0.54%**

### KEY DETAILS

Benchmark Morningstar Aus Msec Balanced TR AUD

Inception Date July 2020

Income Distribution Quarterly

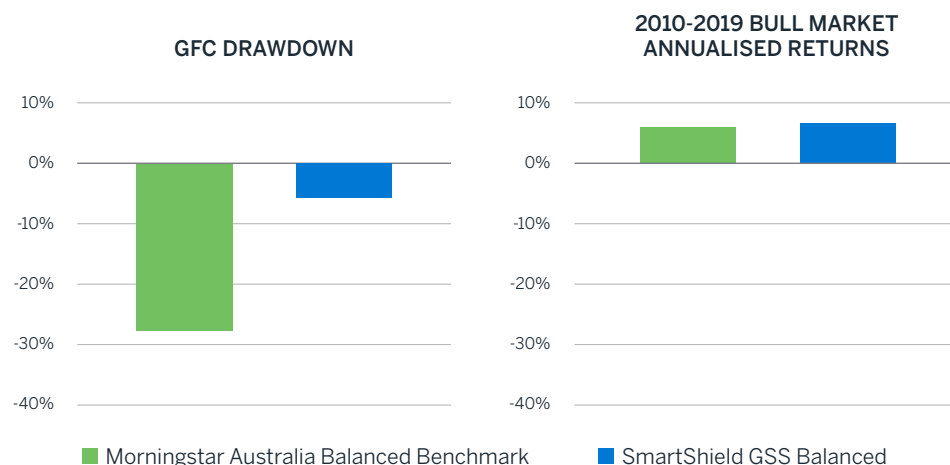
\*includes all indirect costs and assumes target weights

### PORTFOLIO OBJECTIVE

The objective of the portfolio is to outperform the Index, before fees, and tax over a rolling 5-year period.

### SMARTSHIELD PERFORMANCE

The following chart illustrates the simulated performance of the SmartShield GSS portfolios in a sustained market correction (Global Financial Crisis) as well as the bull market between 2010 and 2019.



The GFC drawdown period used was between November 2007 to February 2009.  
The Bull market period used was between January 2010 to December 2019.  
Simulated performance are calculated net of fees<sup>1</sup>.

### PORTFOLIO HOLDINGS

#### 60% GROWTH ASSETS

Australian Equity Index Fund

International Equity Index Fund

Milliman Even Keel  
Global & Domestic Risk  
Management Classes

#### 40% DEFENSIVE ASSETS

Australian Bond Index Fund

Global Bond Index Fund

Cash

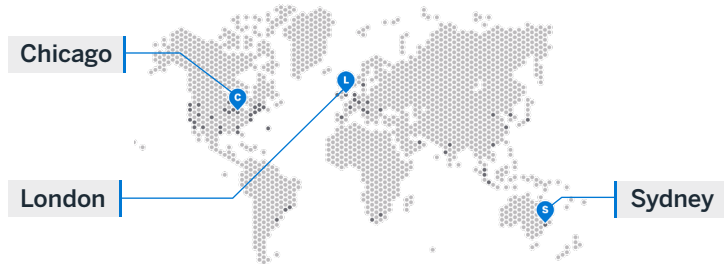
# Milliman SmartShield™ GSS Series

## Balanced

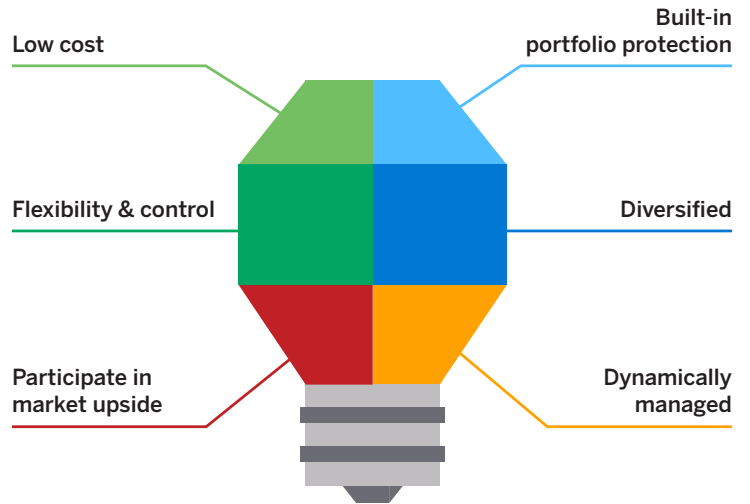
### ABOUT MILLIMAN

Founded in 1947, Milliman is an independent firm with offices in major cities around the globe. Today, it is among the world's largest providers of actuarial and related products and services.

For over half a century, Milliman have been the go-to global risk management experts, working behind the scenes to help the world's leading financial institutions and healthcare organisations. They are now applying this experience and expertise, to create solutions that support financial advisers and their clients.

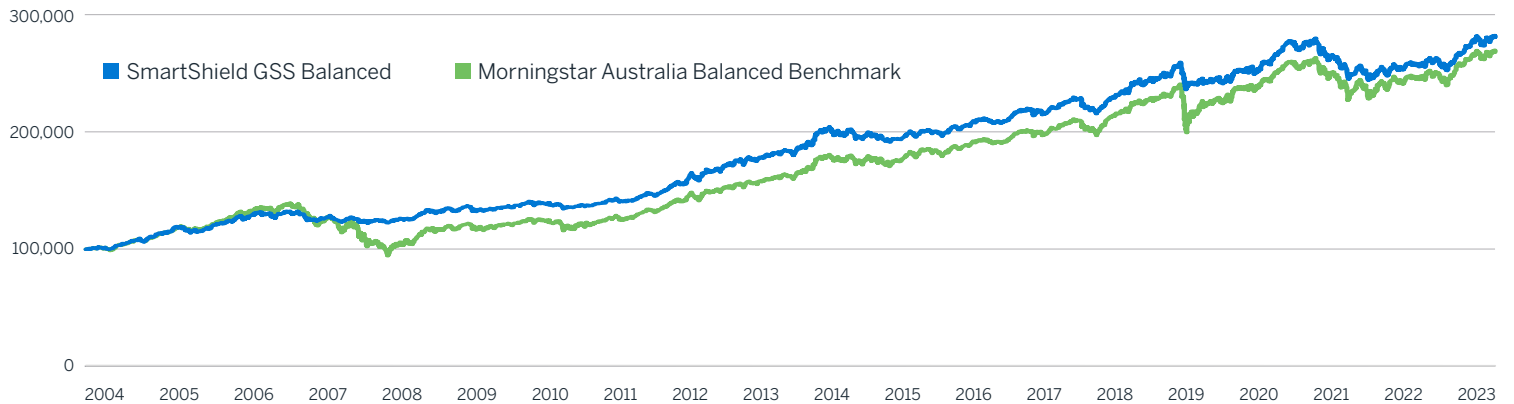


### THE MISSING PIECE



### SIMULATED & ACTUAL PERFORMANCE VS BENCHMARK

GROWTH OF \$100,000



Note: Actual performance data is presented from 2 March 2020 onwards. SmartShield Balanced actual performance was used from 2 March 2020 to 25 September 2020, and actual performance for SmartShield GSS Balanced was used from 28 September 2020 (inception date) onwards.

Index consists of the Morningstar Australia Multi-sector Balanced Total Return Index until 28th February 2022, before it was retired by Morningstar and replaced by the Morningstar Aus Balanced Target Allocation Index, which is used as the benchmark from 1st March 2022 onwards.

<sup>1</sup> Fees applied on the index represent the asset-weighted median fee charged by Australia domiciled allocation funds (Morningstar study "Global Investor Experience study: Fees and Expenses", 17 September 2017).

### LIMITATIONS & DISCLAIMERS

Milliman Pty Ltd ABN 51 093 828 418 AFSL 340679 (Milliman AU) for provision to Australian financial services (AFS) licensees and their representatives, [and for other persons who are wholesale clients under section 761G of the Corporations Act]. Not for public use or distribution.

Past performance is not indicative of future results. Recipients must make their own independent decisions regarding any strategies or securities or financial instruments mentioned herein.

Milliman Pty Ltd does not make any representations that products or services described or referenced herein are suitable or appropriate for the recipient. Many of the products and services described or referenced herein involve significant risks, and the recipient should not make any decision or enter into any transaction unless the recipient has fully understood

all such risks and has independently determined that such decisions or transactions are appropriate for the recipient.

Any discussion of risks contained herein with respect to any product or service should not be considered to be a disclosure of all risks or a complete discussion of the risks involved.

The recipient should not construe any of the material contained herein as investment, hedging, trading, legal, regulatory, tax, accounting or other advice. The recipient should not act on any information in this document without consulting its investment, hedging, trading, legal, regulatory, tax, accounting and other advisors.

Milliman Pty Ltd does not ensure a profit or guarantee against loss.