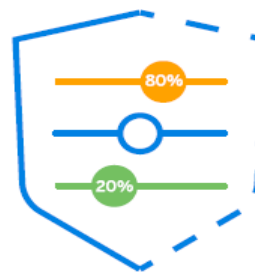


# Milliman SmartShield Growth

Q4 2023

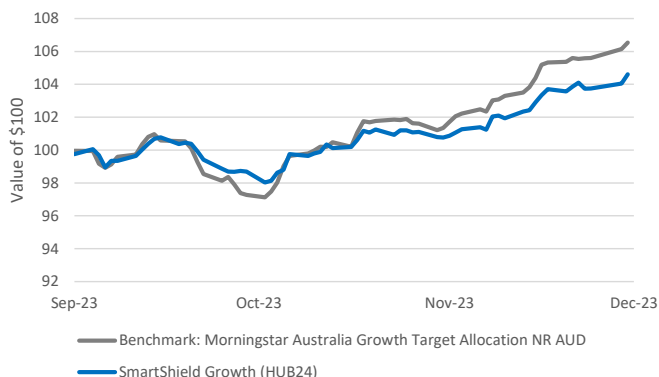


## MARKET SNAPSHOT

The final quarter of 2023 delivered strong returns for investors across multiple markets, mainly driven by the expectation that central banks would begin rate cuts sooner than previously anticipated, stemming from signs of a deceleration in inflation. Notable performances include the ASX 200, which recorded an impressive +7.7% return for the quarter, and the MSCI World ex Australia (AUD) index, yielding a commendable +5.3%. Simultaneously, sovereign yields across numerous developed countries experienced a rapid decline as a response to the end of the monetary tightening cycle.

Within the quarter, the equity market witnessed a decline in October, followed by a V-shaped recovery in November and December. The fluctuations inherent in this V-shaped rebound led to some hedging costs for the SmartShield portfolios during the quarter. Ultimately, SmartShield Growth portfolio delivered a quarterly return of +4.62%, compared to +6.43% for the benchmark. It is worth noting that the SmartShield portfolio achieved this return with lower volatility than the benchmark, reflecting its ability to effectively manage risk.

Performance over the quarter



## SMARTSHIELD OVERLAY

Dynamic allocation to equities



As a result of the prevailing market optimism fueled by the anticipation of an end to the tightening monetary policy and potential future rate cuts, the SmartShield Growth portfolio systematically reduced its hedge level.

This adjustment translated to an increase in net equity exposure, climbing from 55% at quarter's outset to 70% by the end of the quarter (maximum equity exposure sits at 80%). This level will allow participation in potential market upswings should it persist. However, the strategy remains poised to elevate the hedging level swiftly, in the event of a sustained and material market downturn.

## PERFORMANCE OUTLOOK

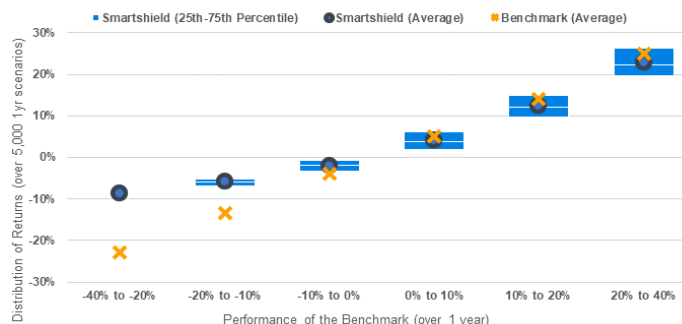
As we progress into the new year, the prevailing theme will be uncertainty regarding when and by how much central banks will cut rates in 2024. At the end of 2024 market participants were pricing in between 5 to 6 rate cuts in the US, Eurozone and the UK and between 2 to 3 in Australia. The recent gains may be at risk of retracement if new economic data comes out to suggest a more resilient economy than expected, leading to central banks not needing to cut rates as quickly.

As we move through this environment, managing risk is as important as ever, giving investors the confidence to stay invested, whatever the market conditions.

As a result of the SmartShield overlay's ability to dynamically adjust the hedge levels, the portfolio is well positioned should we enter into a case of a sustained market drawdown.

The portfolio's tilt toward growth assets will also allow it to participate on the upside once volatility and sentiment recovers to normal levels.

Simulated 1yr performance: Growth



PERFORMANCE (net of fees <sup>1</sup> )	1 month <sup>2</sup>	3 months <sup>2</sup>	6 months	1 year	Since Inception p.a. <sup>3</sup>
SmartShield Growth	3.26%	4.62%	3.87%	8.79%	3.01%
Benchmark: Morningstar Aus Growth Target Allocation NR AUD	4.24%	6.43%	5.07%	11.76%	4.82%

RISK METRICS SINCE INCEPTION	Volatility (Annualised)	Max Drawdown
SmartShield Growth	7.81%	-12.96%
Benchmark: Morningstar Aus Growth Target Allocation NR AUD	11.66%	-19.08%

<sup>1</sup>Performances are calculated net of underlying investment cost and management fee. Fees applied on the benchmark = 90bps, it represents the average management fee charged by investible multi-asset diversified portfolios as published by Morningstar research.

<sup>2</sup>Aside from hedging strategy performance, short term performance relative to the benchmark differs due to imperfect performance tracking of the underlying sector ETFs against its benchmark on a month to month basis. This is mainly caused by difference in the period that performance is accounted for between various time zones, as well as difference in effective date of dividend distributions relative to the benchmark. These effects will largely be 'washed-out' when looking at a longer time horizon (e.g. 1 year).

<sup>3</sup>Inception Date: 3rd Mar 2020

### BENEFITS

- Built-in portfolio protection
- Diversified
- Dynamically managed
- Low cost
- Flexibility & control
- Participate in market upside



### PORTFOLIO HOLDINGS

**80% GROWTH ASSETS**  
iShares S&P 500  
iShares MSCI EAFE  
Vanguard Australian Shares  
Even Keel - Global & Domestic Risk management Classes

**20% DEFENSIVE ASSETS**  
BetaShares Australian High Interest Cash  
Vanguard Australian Fixed Interest  
Vanguard Global Aggregate Bond AUD Hedged  
Cash

### Key Contacts

**Durand Oliver**  
Head of Distribution  
Sydney, AU  
[durand.oliver@milliman.com](mailto:durand.oliver@milliman.com)  
+61 (0) 403 148 057

**Simon Ho**  
Portfolio Manager  
Sydney, AU  
[simon.ho@milliman.com](mailto:simon.ho@milliman.com)  
+61 (0) 401 874 948

**For more information about Milliman, please call or visit us at:** +61 2 8090 9100 | [au.milliman.com](http://au.milliman.com)

#### LIMITATIONS & DISCLAIMERS

This document has been prepared by Milliman Pty Ltd (ABN 51 093 828 418 AFSL 340679) ('Milliman'), who is the Portfolio Manager of the managed portfolio available through the HUB24 Managed Portfolio Service.

The information in this report is general information only and does not take into account your individual objectives, financial situation, needs or circumstances. The information is not intended to be financial product advice or legal advice. The suitability of the HUB24 Managed Portfolio Service to your needs and the suitability of a particular Managed Portfolio option depends on your individual circumstances and objectives and should be discussed with your adviser. Potential investors must read the Financial Services Guide ('FSG'), target market determination ('TMD') and HUB24 Managed Portfolio Service Product Disclosure Statement ('PDS'), along with any accompanying materials.

Ironbark Asset Management (Fund Services) Limited ABN 63 116 232 154 AFSL 298626 ('Ironbark', 'Responsible Entity', 'we', 'us', or 'our') is the issuer of the PDS and is the responsible entity of the HUB24 Managed Portfolio Service ARSN 645 033 941 ('HUB24 Managed Portfolio Service', 'Scheme'). The HUB24 Managed Portfolio Service is a non-united registered managed investment scheme. The information contained in this document is not intended to be a definitive statement on the subject matter nor an endorsement that this Portfolio is appropriate for you and should not be relied upon in making a decision to invest in this product.

Milliman has designed the Managed Portfolio options in Part 2 of the PDS offered through the HUB24 Managed Portfolio Service. No representations or warranties express or implied, are made as to the accuracy or completeness of the information, opinions and conclusions contained in this report. To the maximum extent permitted by law neither Ironbark, or its directors, employees or agents accept any liability for any loss arising in relation to this report. To the extent permitted by law, Ironbark, its employees, consultants, advisers, officers, and representatives are not liable for any loss or damage arising as a result of reliance placed on the contents of this document. While any forecasts, estimates and opinions in this material are made on a reasonable basis, actual future results and operations may differ materially from the forecasts, estimates and opinions set out in this material.

No guarantee is made as to the repayment of capital or the performance of any product or rate of return referred to in this material is made by Ironbark. Past performance is not a reliable indicator of future performance. Any investment is subject to investment risk, including delays on the payment of withdrawal proceeds and the loss of income or the principal invested. This document is not intended for distribution to, or use by, any person or entity in any jurisdiction or country where such distribution or use would be contrary to local law or regulation.

Milliman, Ironbark, their associates and their respective directors and other staff each declare that they may, from time to time, hold interests in securities that are contained in the HUB24 Managed Portfolio Service.