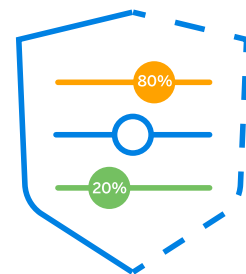


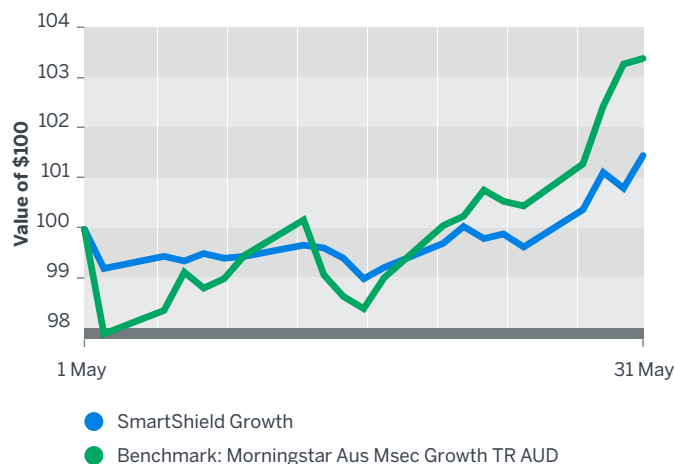
Milliman SmartShield Growth



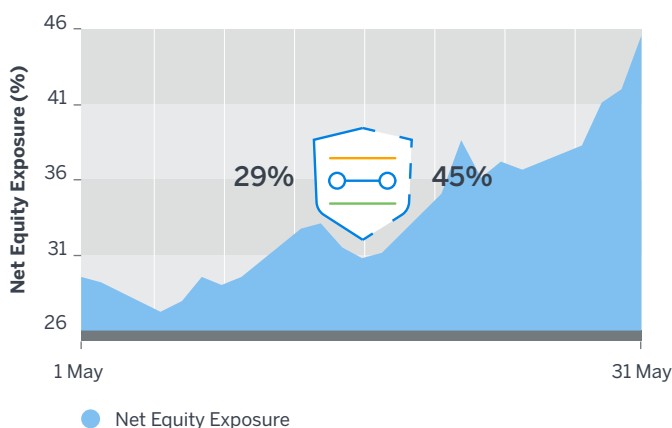
Month in Review – May 2020

MARKET SNAPSHOT

Global markets including Australia continued to rally throughout May, as economies around the world reopened and there was an easing of restrictions following the Covid-19 lockdowns. Across Australia, this easing also helped to fan the flames and drive the market higher. The ASX peaked above 5900 but quickly dropped back toward 5700 as investor sentiment shifted following renewed tensions between the US and China. The Australian dollar continued to rise from its lows experienced in March, thus dampening the net returns of international equities for many investors.



SMARTSHIELD OVERLAY



The first week in May saw consistent and strong protection levels as volatility remained elevated. As markets continued their rebound, the net equity exposure for investors ramped up considerably in the last 3 weeks of the month. This dynamic approach ensured investors were highly protected from a severe downturn but were also able to participate in some of the upside, as markets closed the month in a strong position.

PERFORMANCE OUTLOOK

With one of the strongest rebounds in history, investors remain relieved they have clawed back some of the losses experienced in Qtr 1. At the same time, it has prompted many to reflect on the recent turbulence and take the opportunity to seek investment options that will provide them greater certainty and predictability. Looking forward, the portfolios will shield clients from a severe market downturn if this was to occur again.

SIMULATED 1 YEAR PERFORMANCE

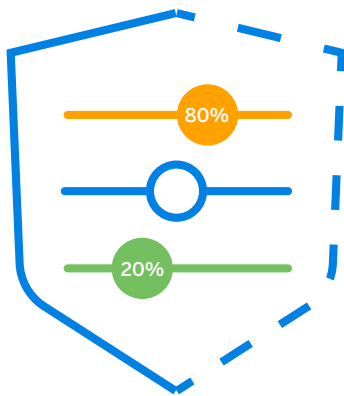


PERFORMANCE

| | 1 month | 3 months | 6 months | 1 year | Since inception |
|---|---------|----------|----------|--------|-----------------|
| SmartShield Growth | 0.82% | -5.59% | | | -5.59% |
| Benchmark: Morningstar Aus Msec Growth TR AUD | 2.92% | -5.13% | | | -5.13% |
| Relative performance to benchmark | -2.10% | -0.46% | | | -0.46% |

BENEFITS

- Built-in portfolio protection
- Diversified
- Dynamically managed
- Low cost
- Flexibility & control
- Participate in market upside



PORTFOLIO HOLDINGS

80% GROWTH ASSETS

iShares S&P 500

iShares MSCI EAFE

Vanguard Australian Shares

Vanguard Australian Property

Even Keel – Global & Domestic Risk Management Classes

20% DEFENSIVE ASSETS

BetaShares Australian High Interest Cash

Vanguard Australian Fixed Interest

Vanguard Global Aggregate Bond AUD Hedged

Cash

Key Contacts



Nigel Crampton
Head of Managed Accounts
Sydney, AU
nigel.crampton@milliman.com
+61 (0) 410 458 132



Wade Matterson
Practice Leader
Sydney, AU
wade.matterson@milliman.com

For more information about Milliman, please call or visit us at: +61 2 8090 9100 | au.milliman.com

LIMITATIONS & DISCLAIMERS

Milliman Pty Ltd ABN 51 093 828 418 AFSL 340679 (Milliman AU) for provision to Australian financial services (AFS) licensees and their representatives, [and for other persons who are wholesale clients under section 761G of the Corporations Act]. Not for public use or distribution.

Past performance is not indicative of future results. Recipients must make their own independent decisions regarding any strategies or securities or financial instruments mentioned herein.

Milliman Pty Ltd does not make any representations that products or services described or referenced herein are suitable or appropriate for the recipient. Many of the products and services described or referenced herein involve significant risks, and the recipient should not make any decision or enter into any transaction unless the recipient has fully understood all such risks and has independently determined that such decisions or transactions are appropriate for the recipient.

Any discussion of risks contained herein with respect to any product or service should not be considered to be a disclosure of all risks or a complete discussion of the risks involved.

The recipient should not construe any of the material contained herein as investment, hedging, trading, legal, regulatory, tax, accounting or other advice. The recipient should not act on any information in this document without consulting its investment, hedging, trading, legal, regulatory, tax, accounting and other advisors.

Milliman Pty Ltd does not ensure a profit or guarantee against loss.