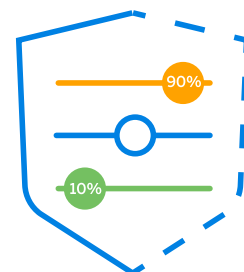


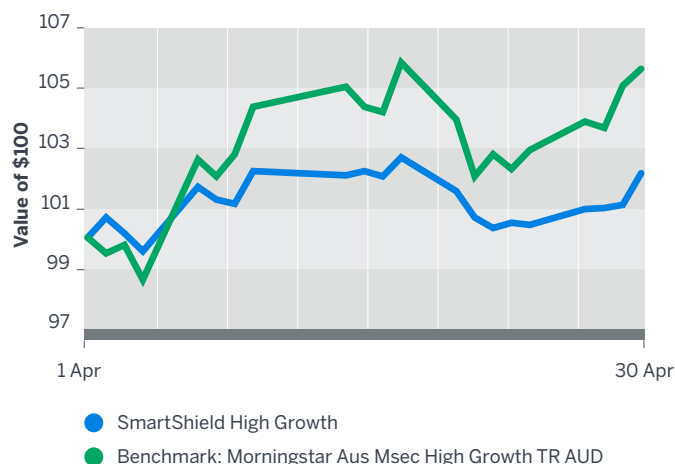
Milliman SmartShield High Growth



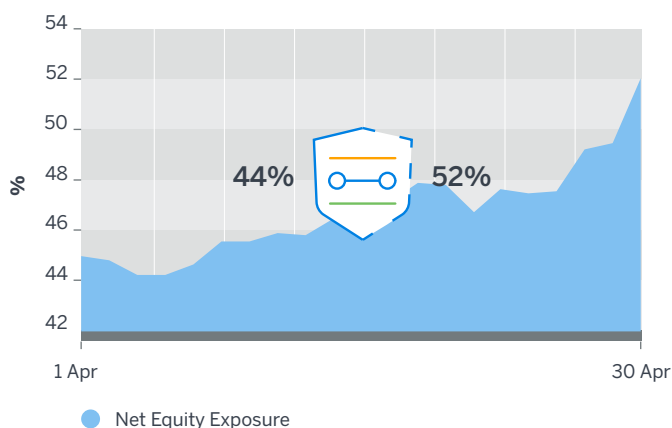
Month in Review – April 2020

MARKET SNAPSHOT

We entered the month not knowing what to expect but fortunately despite isolation, lockdowns and home schooling, the Easter bunny was permitted to visit homes in early April. In addition to the abundance of chocolate flowing throughout the month, so too the significant number of cheques being deposited into bank accounts as the record stimulus packages started to flow through to households. The buoyant feeling was reciprocated with climbing equity markets which rose much higher despite a rollercoaster month. The volatility in markets remained at elevated levels, but some would be forgiven for not noticing as many people tried to take a breath following a turbulent March. The Aussie dollar strengthened against the US dollar, gaining 7.4% to end the month at 65.12 US cents.



SMARTSHIELD OVERLAY



The risk overlay played a critical role throughout March and continued to hold this dominance in the early part of April. As market volatility began to ease and the level of hedging started to unwind, the portfolio delivered investors a safe exposure to growth assets, whilst shielding them from further severe market downturns.

The dynamic approach to the risk management, ensured daily re-evaluations and adjustments were implemented, leading to a net equity exposure at the end of April of 52%.

PERFORMANCE OUTLOOK

Despite the positive trends globally, such as the decline in the rate of Covid 19 cases and a slowdown in mortality numbers, there is still a lot of overall uncertainty and investors remain wary.

With many people now expected to embrace higher levels of uncertainty in day to day activities, providing a level of comfort with their life savings is more important than ever before.

Investors continue to have exposure to growth assets and the benefit of positive returns in rising markets. With market volatility remaining at elevated levels, the protection for the portfolio remains moderately high and thereby shielding your clients from a severe market downturn.

SIMULATED 1 YEAR PERFORMANCE

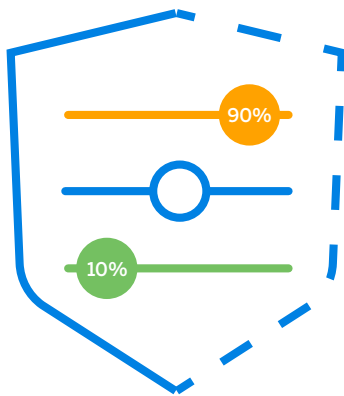


PERFORMANCE

	1 month	3 months	6 months	1 year	Since inception
SmartShield High Growth	2.13%				-3.60%
Benchmark: Morningstar Aus Msec High Growth TR AUD	5.60%				-9.10%
Relative performance to benchmark	-3.47%				5.50%

BENEFITS

- Built-in portfolio protection
- Diversified
- Dynamically managed
- Low cost
- Flexibility & control
- Participate in market upside



PORTFOLIO HOLDINGS

90% GROWTH ASSETS

iShares S&P 500
iShares MSCI EAFE
Vanguard Australian Shares
Vanguard Australian Property
Even Keel – Global & Domestic Risk Management Classes

10% DEFENSIVE ASSETS

BetaShares Australian High Interest Cash
Vanguard Australian Fixed Interest
Vanguard Global Aggregate Bond AUD Hedged
Cash

Key Contacts



Nigel Crampton
Head of Managed Accounts
Sydney, AU
nigel.crampton@milliman.com
+61 (0) 410 458 132



Wade Matterson
Practice Leader
Sydney, AU
wade.matterson@milliman.com

For more information about Milliman, please call or visit us at: +61 2 8090 9100 | au.milliman.com

LIMITATIONS & DISCLAIMERS

Milliman Pty Ltd ABN 51 093 828 418 AFSL 340679 (Milliman AU) for provision to Australian financial services (AFS) licensees and their representatives, [and for other persons who are wholesale clients under section 761G of the Corporations Act]. Not for public use or distribution.

Past performance is not indicative of future results. Recipients must make their own independent decisions regarding any strategies or securities or financial instruments mentioned herein.

Milliman Pty Ltd does not make any representations that products or services described or referenced herein are suitable or appropriate for the recipient. Many of the products and services described or referenced herein involve significant risks, and the recipient should not make any decision or enter into any transaction unless the recipient has fully understood all such risks and has independently determined that such decisions or transactions are appropriate for the recipient.

Any discussion of risks contained herein with respect to any product or service should not be considered to be a disclosure of all risks or a complete discussion of the risks involved.

The recipient should not construe any of the material contained herein as investment, hedging, trading, legal, regulatory, tax, accounting or other advice. The recipient should not act on any information in this document without consulting its investment, hedging, trading, legal, regulatory, tax, accounting and other advisors.

Milliman Pty Ltd does not ensure a profit or guarantee against loss.